











TECHNICAL SPECIFICATIONS	 Primavera 50 4T4V	 Primavera 150 3V	 GTS Touring 300	 GTS SuperSport 300	 GTS 300	 GTS Super 300
Engine	Single cylinder 4 stroke, 4 catalyzed Hi-PER4 valves	Single cylinder 4 stroke, 3 catalyzed valves	Single cylinder 4 stroke 4 valves, electronic injection, catalyzed	Single cylinder 4 stroke 4 valves, electronic injection, catalyzed	Single cylinder 4 stroke 4 valves, electronic injection, catalyzed	Single cylinder 4 stroke 4 valves, electronic injection, catalyzed
Engine capacity	49.9 cc	154.8 cc	278 cc	278 cc	278 cc	278 cc
Bore x Stroke	39 mm x 41.8 mm	58 mm x 58.6 mm	75 mm x 63 mm	75 mm x 63 mm	75 mm x 63 mm	75 mm x 63 mm
Max. power		9.5 kW -12.9 HP- at 7,750 rpm	15.8 kW -22 HP- at 7,750 rpm	15.8 kW -22 HP- at 7,750 rpm	15.8 kW -22 HP- at 7,750 rpm	15.8 kW -22 HP- at 7,750 rpm
Max. torque		12.8 Nm at 6,500 rpm	22.3 Nm at 5,000 rpm	22.3 Nm at 5,000 rpm	22.3 Nm at 5,000 rpm	22.3 Nm at 5,000 rpm
Fuel Consumption		40.3 km/l	30.3 km/l	30.3 km/l	30.3 km/l	30.3 km/l
CO <sub>2</sub> Emissions		65 g/km	77 g/km	77 g/km	77 g/km	77 g/km
Fuel	Carburetor	Electronic Injection	Electronic Injection	Electronic Injection	Electronic Injection	Electronic Injection
Cooling	Forced air	Forced air	Liquid	Liquid	Liquid	Liquid
Starter	Electronic and kick starter	Electric	Electric	Electric	Electric	Electric
Gearbox	Automatic CVT with torque server	Automatic CVT with torque server	Automatic CVT with torque server	Automatic CVT with torque server	Automatic CVT with torque server	Automatic CVT with torque server
Clutch	Automatic centrifugal dry clutch with damper pads	Automatic centrifugal dry clutch with damper pads	Automatic centrifugal dry clutch with damper pads	Automatic centrifugal dry clutch with damper pads	Automatic centrifugal dry clutch with damper pads	Automatic centrifugal dry clutch with damper pads
Bearing structure	Body in sheet steel with welded structural reinforcements	Body in sheet steel with welded structural reinforcements	Body in sheet steel with welded structural reinforcements	Body in sheet steel with welded structural reinforcements	Body in sheet steel with welded structural reinforcements	Body in sheet steel with welded structural reinforcements
Front suspension	Single arm with coil spring and hydraulic shock absorber	Single arm with coil spring and hydraulic shock absorber	Single arm with coil spring and hydraulic shock absorber	Single arm with coil spring and hydraulic shock absorber	Single arm with coil spring and hydraulic shock absorber	Single arm with coil spring and hydraulic shock absorber
Rear suspension	Coil spring with hydraulic shock absorber	Coil spring preload adjustable 4 positions and hydraulic shock absorber	Double hydraulic shock absorber with a coil spring with adjustable preload to 4 positions	Double hydraulic shock absorber with a coil spring with adjustable preload to 4 positions	Double hydraulic shock absorber with a coil spring with adjustable preload to 4 positions	Double hydraulic shock absorber with a coil spring with adjustable preload to 4 positions
Front brake	Stainless steel disc Ø 200 mm with hydraulic control	Stainless steel disc Ø 200 mm with hydraulic control	Stainless steel disc Ø 200 mm with hydraulic control	Stainless steel disc Ø 200 mm with hydraulic control	Stainless steel disc Ø 200 mm with hydraulic control	Stainless steel disc Ø 200 mm with hydraulic control
Rear brake	Drum Ø 140 mm with mechanical control	Drum Ø 140 mm with mechanical control	Stainless steel disc Ø 220 mm with hydraulic control	Stainless steel disc Ø 220 mm with hydraulic control	Stainless steel disc Ø 220 mm with hydraulic control	Stainless steel disc Ø 220 mm with hydraulic control
ABS/ASR		Front wheel ABS standard	Standard	Standard	Standard	Standard
Front tyre	Tubeless 110/70 - 11"	Tubeless 110/70 - 11"	Tubeless 120/70 - 12"	Tubeless 120/70 - 12"	Tubeless 120/70 - 12"	Tubeless 120/70 - 12"
Rear tyre	Tubeless 120/70 - 11"	Tubeless 120/70 - 11"	Tubeless 130/70 - 12"	Tubeless 130/70 - 12"	Tubeless 130/70 - 12"	Tubeless 130/70 - 12"
Length / Width / Wheelbase	1,860 / 735 / 1,330 mm	1,860 / 735 / 1,340 mm	1,950 / 755 / 1,375 mm	1,950 / 755 / 1,375 mm	1,950 / 755 / 1,375 mm	1,950 / 755 / 1,375 mm
Saddle height	780 mm	780 mm	790 mm	790 mm	790 mm	790 mm
Fuel tank capacity	7 litres	8 litres	8.5 litres	8.5 litres	8.5 litres	8.5 litres
Emissions standard	Euro 2	Euro 4	Euro 4	Euro 4	Euro 4	Euro 4

The company reserves the right to make technical and aesthetic changes at any time. Ride carefully and always wear a crash helmet and suitable clothing. Comply with the Highway Code and environmental regulations. Read the user and maintenance handbook carefully. Always ask for type-approved original spare parts. Apply to Vespa Official Dealers and authorised sales outlets for a sure purchase and guaranteed assistance. Vespa original spare parts are a guarantee of quality and ensure consistent vehicle performance.

COMPANY WITH  
QUALITY SYSTEM  
CERTIFIED BY DNV  
= ISO 9001 =

COMPANY WITH  
ENVIRONMENTAL SYSTEM  
CERTIFIED BY DNV  
= ISO 14001 =

COMPANY WITH  
SAFETY SYSTEM  
CERTIFIED BY DNV  
= OHSAS 18001 =

Vespa is a registered trademark of Piaggio & C. S.p.A.